


Using DE System Messages and Important Announcements

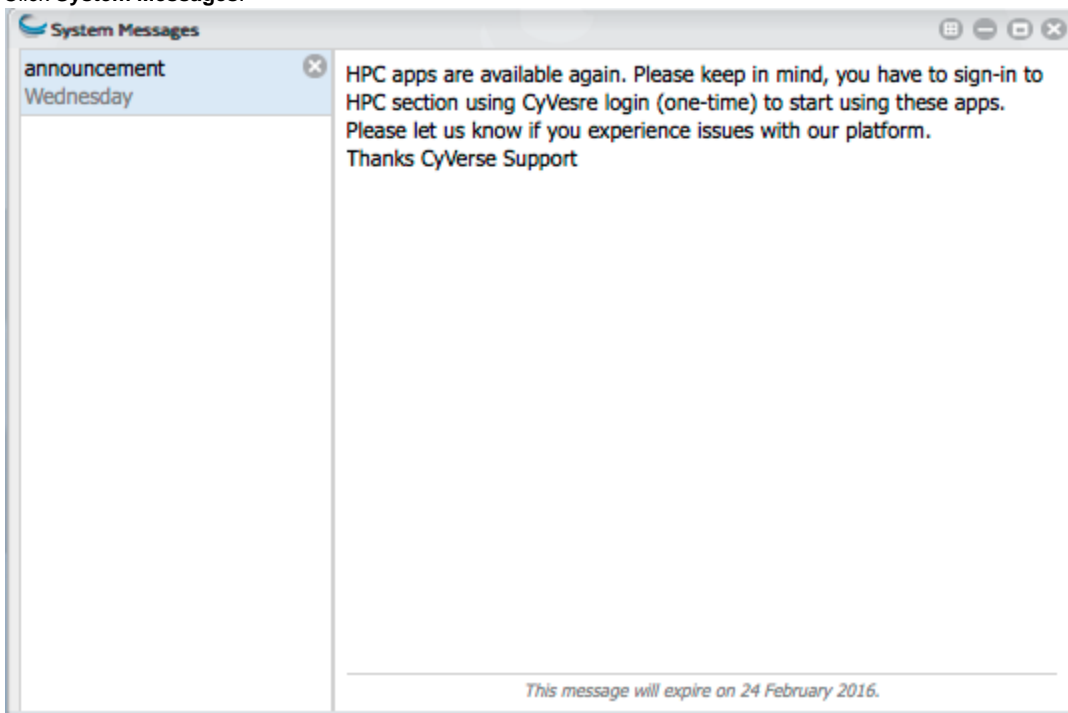
System messages provide information about updates and changes without having to leave the DE home page.


Important announcements are displayed at the top of the DE window. Once you have clicked the announcement at the top of the window, the announcement is no longer displayed. System Messages are accessed from the Preferences menu.

[Notifications](#) are also used in the DE.

Viewing system messages


1. Click  (Preferences) at the top right of the screen.
2. Click **System Messages**:



3. In the System Messages list, select the message to view.
4. When done, click  at the top right to close the window.

Viewing important announcements

1. Click **Read it** in the announcement at the top of the window:

You have an important announcement. [Read it.](#) 

After reading the announcement, the message is no longer displayed.

On This Page

- Viewing system messages
- Viewing important announcements